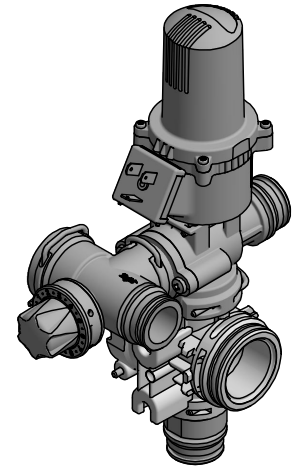


SPECIFICATIONS

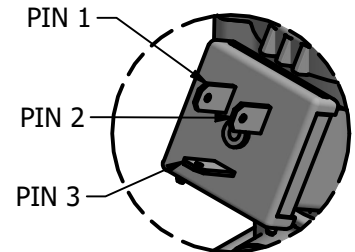
- MAXIMUM PRESSURE RATING: 290 PSI (20 BAR)
- FLOW RATE: 11.7 GPM (44 L/MIN) @ 5 PSI (0.34 BAR) PRESSURE DROP
- FLOW RATE: 16.5 GPM (63 L/MIN) @ 10 PSI (0.69 BAR) PRESSURE DROP
- CURRENT DRAW LESS THAN 0.5 AMP AT 12 VDC
- RESPONSE TIME: 0.6 SECONDS
- WETTED MATERIALS: POLYPROPYLENE, STAINLESS STEEL, FKM, AND TEFLON®
- HEIGHT: 10.3" (261MM); LENGTH: 7.1" (180.3MM); WIDTH: 3.1" (78.7MM)

FEATURES INCLUDE:

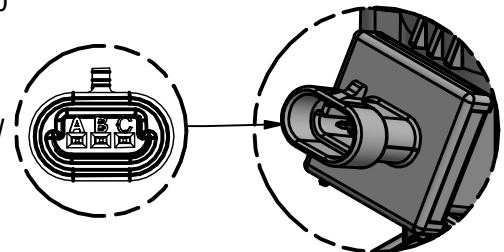
- MODULAR CLIPPED BODY ALLOWS FOR TOOL FREE ASSEMBLY OF VARIOUS ACCESSORIES AND MANIFOLD COMPONENTS
- AVAILABLE WITH MINI-DIN, METRI-PACK, AND DEUTSCH CONNECTORS
- REGULATED BYPASS FEATURE SIGNIFICANTLY IMPROVES PRESSURE STABILITY WHEN BOOM SECTIONS ARE SWITCHED ON OR OFF
- GRADUATED BYPASS PORT IS ADJUSTED TO MATCH BOOM SECTION FLOW WHICH REDUCES SYSTEM PRESSURE
- "EC" STYLE MOTOR COMPATIBLE WITH TEEJET® AUTOMATIC BOOM SECTION CONTROLS
- MOTOR HEAD IS SEALED TO IP69K
- COMPATIBLE WITH C530A ACCESSORIES
- QUICK RELEASE MOTOR HEAD ALLOWS FOR FIELD INSPECTION AND MANUAL VALVE ACTUATION
- ALL METAL GEARS FOR STRENGTH AND DURABILITY
- RESETTABLE INTERNAL FUSE (DISCONNECT POWER FOR 20 SECONDS TO RESET)
- "EC" STYLE MOTOR USES A SINGLE POLE SINGLE THROW SWITCH
- "E" STYLE MOTORS USES A DOUBLE POLE, DOUBLE THROW SWITCH
- STAINLESS STEEL STEM AND BALL PROVIDE EXCELLENT DURABILITY AND CHEMICAL RESISTANCE



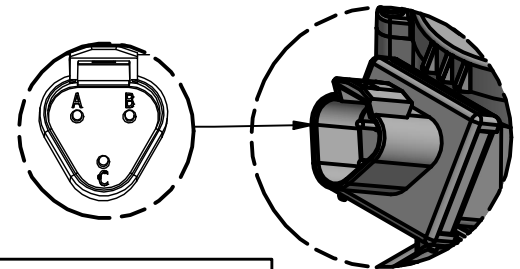
MINI-DIN CONNECTOR



METRI-PACK CONNECTOR



DEUTSCH CONNECTOR




ORDERING INFORMATION

- C430AEC-3*-*
- C430AE-3*-*

REFER TO DS191115 TO COMPLETE PART NUMBER

METER BYPASS DIAL



NOTE:
CLOCKWISE = CLOSE
COUNTER CLOCKWISE = OPEN

NOTE: REFER TO PL191016 FOR CLIPPED CONNECTIONS; REFER TO PL191017 FOR OUTLET CONNECTIONS

WIRING CHART

WIRE COLOR	PIN TERMINAL	METRI-PACK/DEUTSCH	WIRING FOR DIN "EC"	WIRING FOR DIN "E"
RED	1	A	(+) POS.	(+) POS.
BLACK	2	B	(-) NEG.	(-) NEG.
WHITE	3	C	SWITCH	GROUND

DESCRIPTION:

C430AE AND C430AEC
3-WAY DIRECTOVALVE®
ELECTRIC SHUT-OFF
CLIPPED BALL VALVE



REVISION NO. 1	Data Sheet No. DSC430AEC-3	
REFERENCE: 10/4/2024	SHEET: 1 OF 1	DWG SIZE: A